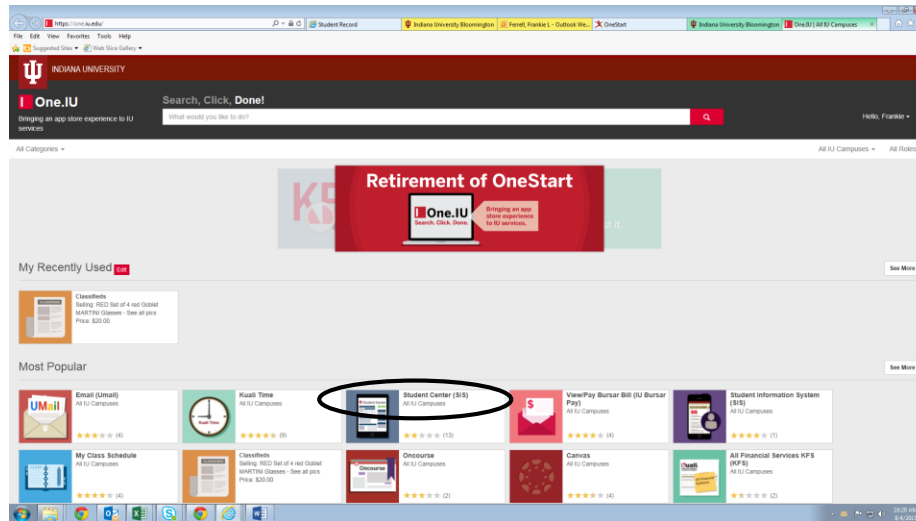


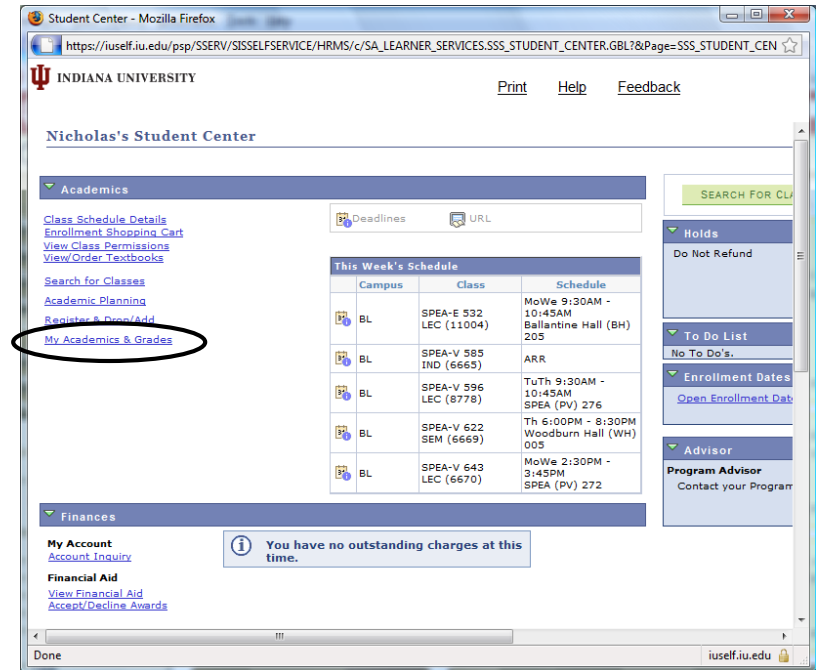
How to find your Advisement Report

(Degree Progress Report):

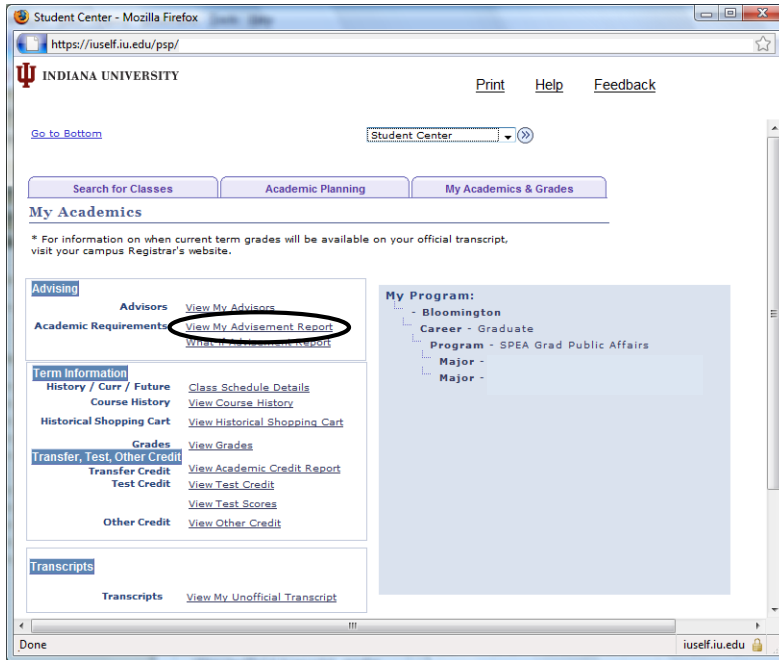
1. Go to One.iu.edu
2. You should see this screen. Click on "SIS Go to Student Center" (circled below).
3. If you're not already logged in, you will be asked to log into CAS



4. Once you've logged in, you should see the following screen. Click "My Academics & Grades."



5. Once you've clicked that, you should see this screen. Click "View My Advisement Report."



6. Once you've clicked that, you should see this screen. Select "Bloomington" and "AAR & Transcript" from the given drop boxes (as selected and circled below). Then click "process Request" and you should arrive at your Advisement Report.

Once you access it, select "Expand all," and please print and bring to all of your advising appointments and every walk-in!

